



Environment Newsletter

District 410E - March 2023



April is Lions Awareness Month & Earth Day is on the 22nd April! Please invite all Clubs to participate in this PR/Marketing Campaign, which is focused on the Environment Education & a Happy Earth!

MD 410 LIONS AWARENESS CAMPAIGN

HAPPY EARTH



Running in April 2023 & culminating at the Multiple District 410 Oceans of Opportunity Convention in Durban

During April 2023, hundreds of MD 410's most dedicated and hard working Lions will be on deck to let the general public know more about what Lions get up to in this part of the world. Our precious environment will be the focus of the month's activities and we will be encouraging people to learn more ways that we can protect and preserve the special place called earth that we all call home. The campaign will centre around the following three issues and will be supported by a social media campaign targeting Lions as well as the public.



1

Environmental Gardens



HERE ARE SOME SUGGESTIONS TO GET YOUR CLUB INVOLVED:

1. Organise an awareness activity within your community by performing a highly visible and impactful environmental service project or promoting a particular environmental issue
2. Get permission to set up an information stall outside your local supermarket or shopping centre or green space with high-foot traffic.
3. Pin your Lions Awareness Day location to the map and advertise on social media few weeks prior to the event.
4. Set up your stall with your branded gazebos and banners and get your members to put their best foot forward in your branded club gear.
5. Provide a free snack/refreshment to draw in the crowds.
6. Invite members of the community to view and learn about one of your recent community projects or to attend an upcoming project.
7. Don't forget to take along plenty of Lions promotional materials to hand out (include contact details)
8. Take lots of photos with the general public and upload to your social media pages, tag and create a buzz with a clever pertinent message
9. You can use the following hashtags: #happyearth #proudtobealion #smallhandscanmakeadifference #lionsawarenessday #gogreen #savetheplanet

2

Reduce, Recycle, Reuse



3

Environmental Clean ups



Please contact DC Marketing Sandy van Heerden if you have any queries at sandyvheerden@gmail.com or call/whatsapp 0835646388



Recycling vs Repurposing

Instead of putting your empty plastic bottles in the recycling bin, try a few of these fun crafts to repurpose your bottles. This could also be used for craft days with schools, youth centres and the like:

Use the bottom of a 2 litre plastic bottle to stamp cherry blossom designs onto a large sheet of paper. Use a thick brush to paint a branch on a long piece of paper. Dip the bottom of the bottle into pink paint, and then use it to stamp cherry blossom patterns around the branch. Paint a few black or pink dots in the middle of each blossom.^[6]


The best bottle to use for this project has 5 to 6 nubs or bumps on the bottom. These will make the petals.



Make a Chia pet out of a 2 litre bottle.

Cut the bottom half of a 2 litre bottle off. Use hot glue to stick on a bottle cap for a large, funny nose, and two googly eyes. Fill the bottle with soil and dampen it with water. Sprinkle the dirt with some fast-growing grass seed

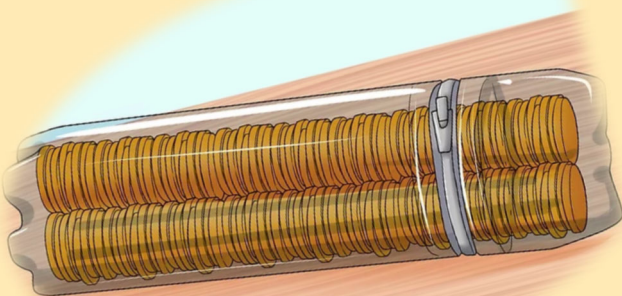
Turn empty 2 litre bottles into snack bowls. Cut the bottom part off of several 2 litre bottles. Decorate the outside with some paint, colored paper, or stickers. Fill each cup with some nuts, crackers, or candy, and use it for your next party.



Turn two plastic bottles into a zippered coin purse.

Cut the bottom 1 ½ inch (3.81 centimetres) off of two water bottles using a craft knife. Discard the top part and keep the bottom. Find a zipper that can wrap all the way around the bottle. Put a line of hot glue around the inside rim of one of the bottles. Press the fabric part of the zipper against the glue. The zipper pull should be on the outside of the bottle, and the teeth should be lined up with the rim. Open the zipper, then place a line of hot glue around the inside rim of the other bottle. Press the other side of the zipper against the glue. Wait until the glue hardens, then close the zipper.

Your little zipper coin purse (for milk money, parking money, etc). This can of course also be used as a pencil case



Reusing Fruit Peels

Before discarding your citrus peels, consider using as an attractive candle holder:

Slice the fruit in half, but only through the skin. Carefully remove the outer shell from the inner with the help of a spoon.



Fill the halves with warm molten wax to which a few drops of citronella oil has been added, add your pith and leave in a cool dry place to harden.


You will have fragrant natural candles which also deter insects: great for outdoor use!

Many organic gardeners recommend putting banana peels to use in the garden, rather than wasting them. They suggest:

- adding them to soil as worm food
- soaking them in a jar of water overnight, then watering your veggies with the water: watch the difference!
- putting them under rose bushes as a deterrent to aphids
- using them to attract butterflies



[23 Banana Peel Uses: For Skin Care, Hair Health, First Aid, and More \(healthline.com\)](https://www.healthline.com/health/banana-peel-uses)



If you want to get rid of mosquitos, just rub citrus peels on your skin to repel them. You can also use grated peels around your stoep, patio, and garden to help repel mosquitoes.

Using citrus peels is a nontoxic and organic ant repellent that is harmless to humans and other animals and is sure to drive ants and other pests away from your garden. Simply tear the citrus peels into small pieces place around the affected plant or tear a hole in the peel and attach the peel to a stem near the infected area. It may not be as effective as using chemical pesticides but it's natural and organic

Old Garden Boots (or any other boots or shoes that have been properly treated), make interesting planters for your plants, veggies or herbs.



And last but not least, consider using old tyres to make attractive planters at community centres, schools, etc.

See the article on Ecocircles on the Environment page of the District 410E website:

[Lions District 410E | Environmental Projects \(lions410e.org.za\)](http://lions410e.org.za)

Environment Calendar :

April / May

- 22 April: Earth Day
- 02-08 May: Compost Awareness Week
- 22 May: International Day for Biodiversity

